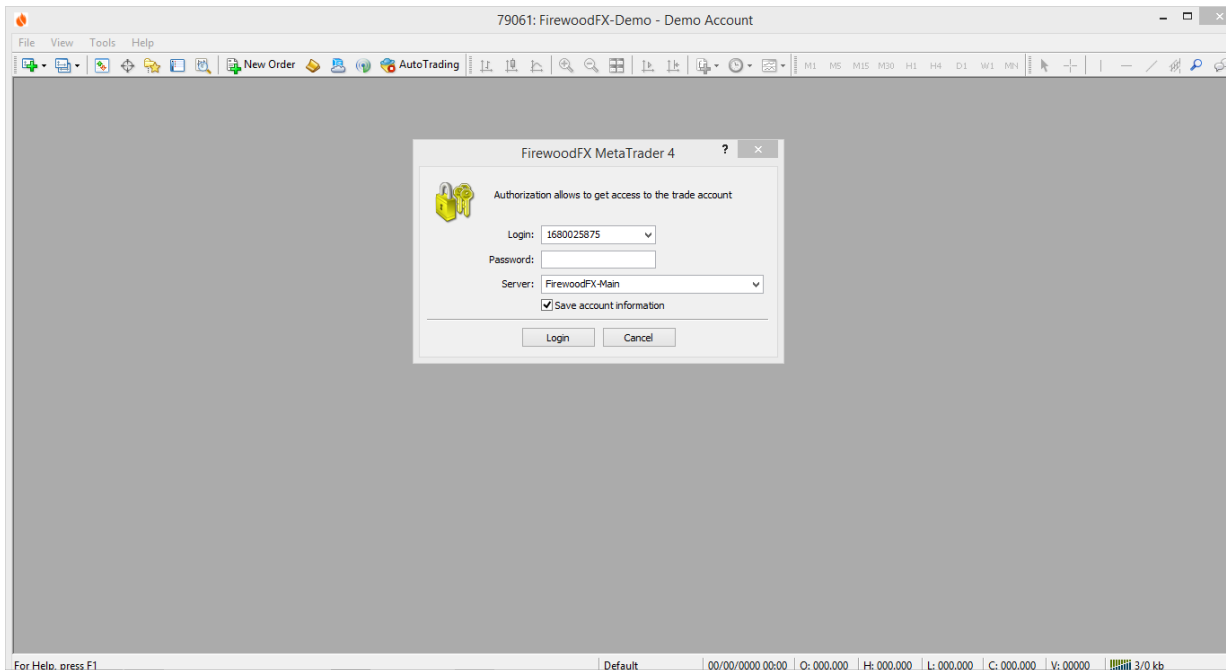


THANKS FOR PURCHASE THIS MT4 EXPERT ADVISOR

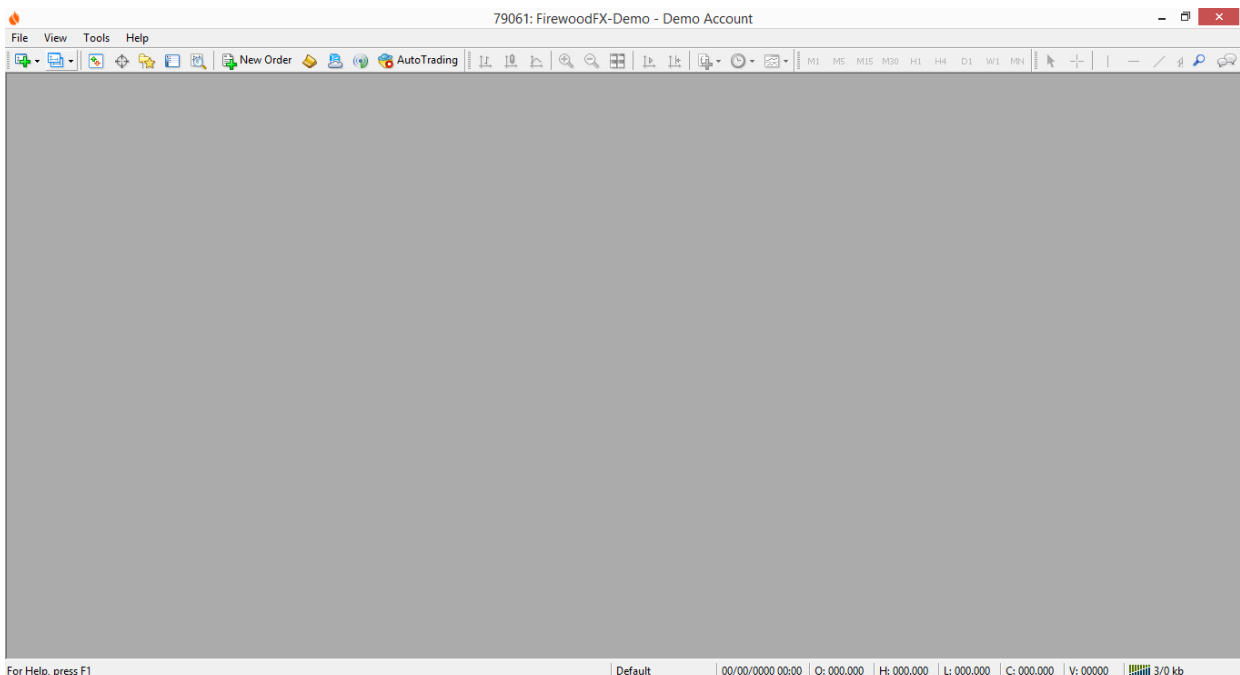
My contact is at the end of this tutorial, you can contact me if you need help.

Here below is tutorial how to install the EA,

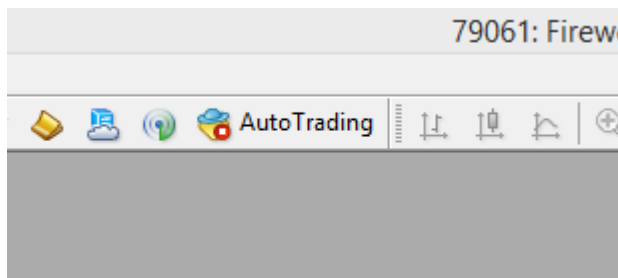
1. Open your MT4 and login to your real account.



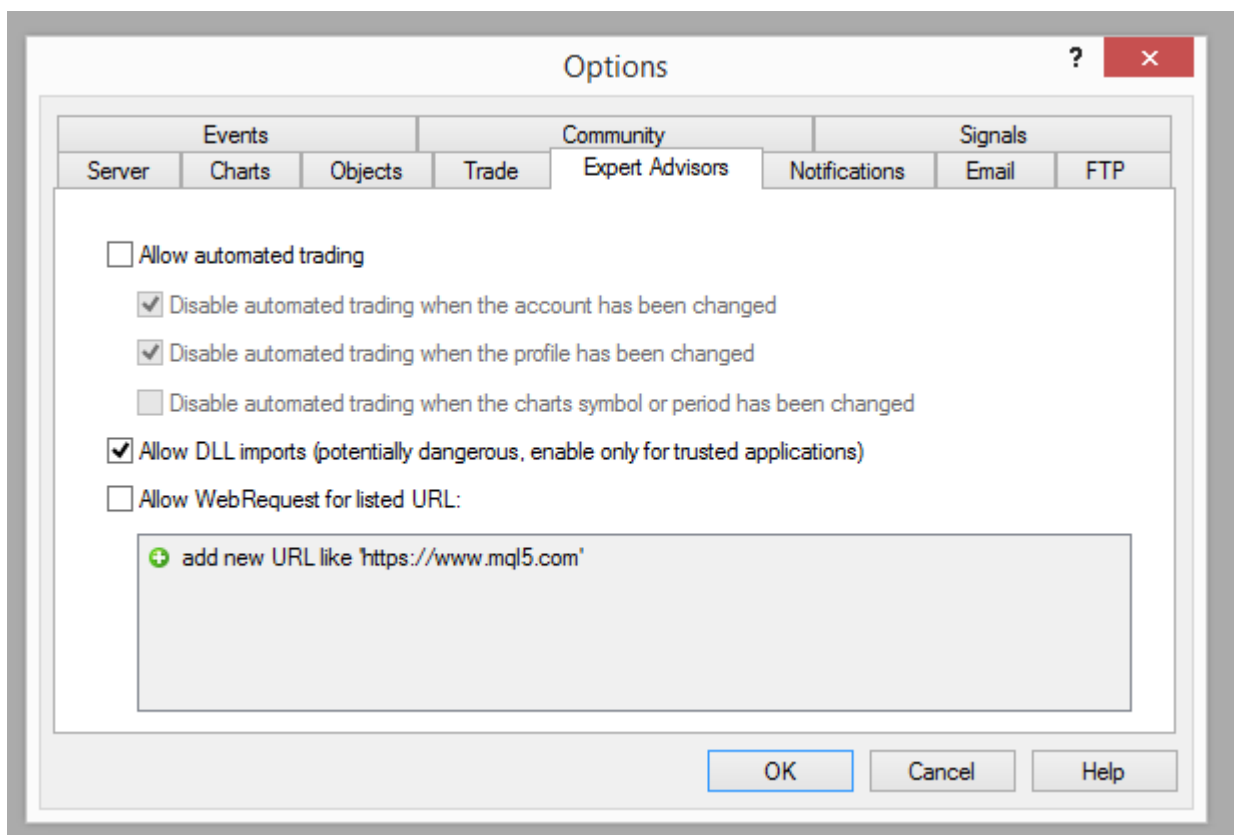
2. And closing all opened chart if there is already open chart on your MT4.
Should be like below screen shoot as result.



3. Make sure "Auto Trading" button is OFF



4. Click "Tools" menu, and then click "Option",
Then click "Expert Advisor", Then ✓ only the "Allow DLL Imports" like below Screen Shoot,
Then click "OK" to end.












- Click menu "Files", then click "Open Data Folder",
Then Put profile folder file (folder name " GRID_3000_300 "), that I provide on the disk, to the "Profiles" Folder of MT4 Data folder.
Then Put The EA file (EA file name "BS_Pending_Rev_09.ex4"), that I provide on the disk, to the Folder "Experts" (MQL4 // Experts) of MT4 Data Folder.
After done, close the folder and RESTART your MT4.

g > MetaQuotes > Terminal > 3F65D15492570DE6FB9BE963CB0C7BDD	
Name	Date modified
config	6/28/2019 02:31
history	6/25/2019 05:32
logs	10/6/2019 10:05
MQL4	12/27/2018 05:19
profiles	2/5/2019 01:13
templates	12/27/2018 03:37
tester	8/2/2019 17:16
origin	12/27/2018 03:38






Terminal > 3F65D15492570DE6FB9BE963CB0C7BDD > profiles		
Name	Date modified	Type
British Pound	12/27/2018 03:37	File
default	8/4/2019 11:12	File
Euro	12/27/2018 03:37	File
GRID_3000_300	10/6/2019 13:07	File
Market Overview	12/27/2018 03:37	File
Swiss Franc	12/27/2018 03:37	File
gvariables.dat	1/16/2019 02:51	Data
hotkeys	7/30/2019 04:09	Code
indicators.dat	6/29/2019 01:46	Data
lastprofile	10/6/2019 10:05	Code
mql5.chat.dat	10/1/2019 01:37	Data

MetaQuotes > Terminal > 3F65D15492570DE6FB9BE963CB0C7BDD	
Name	Date modified
config	6/28/2019 02:31
history	6/25/2019 05:32
logs	10/6/2019 10:05
MQL4	12/27/2018 05:19
profiles	10/6/2019 13:07
templates	12/27/2018 03:37
tester	8/2/2019 17:16
origin	12/27/2018 03:38

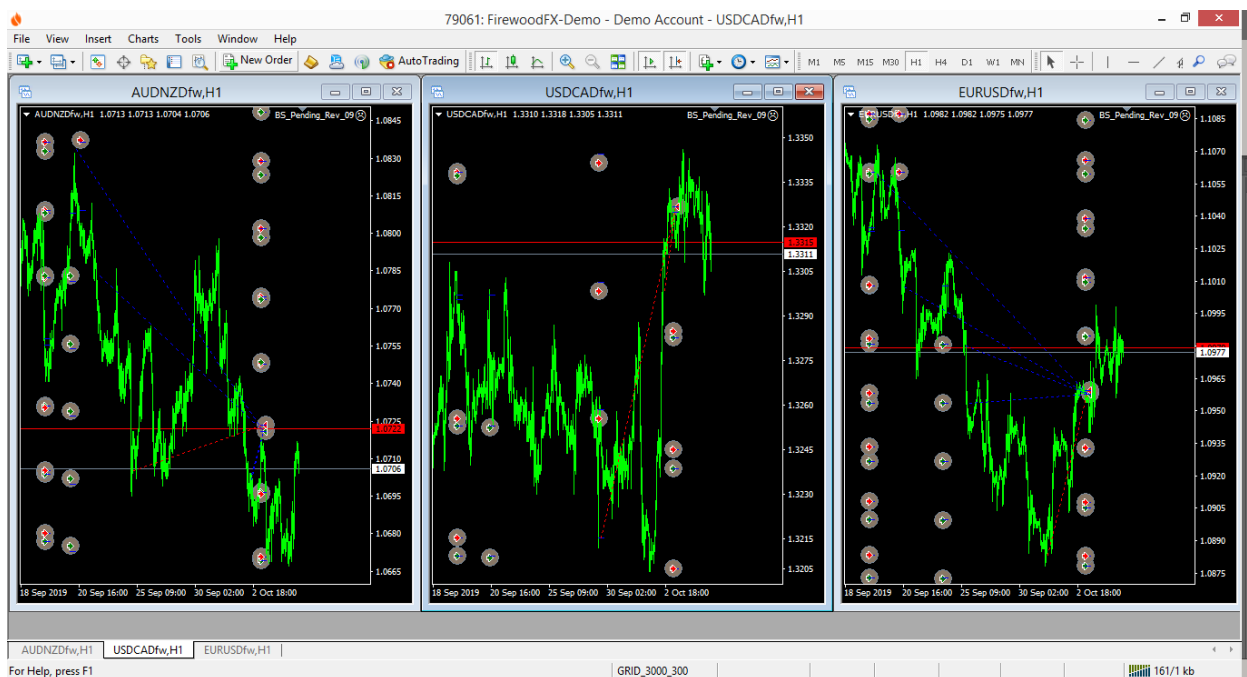
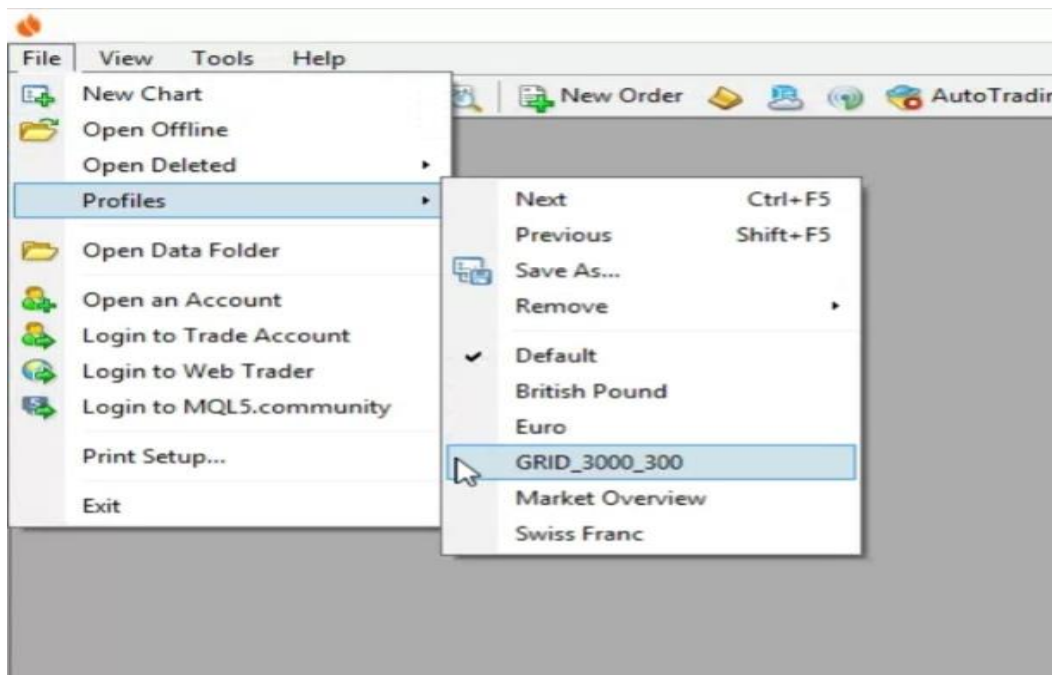
MetaQuotes ▶ Terminal ▶ 3F65D15492570DE6FB9BE963CB0C7BDD ▶ MQL4 ▼

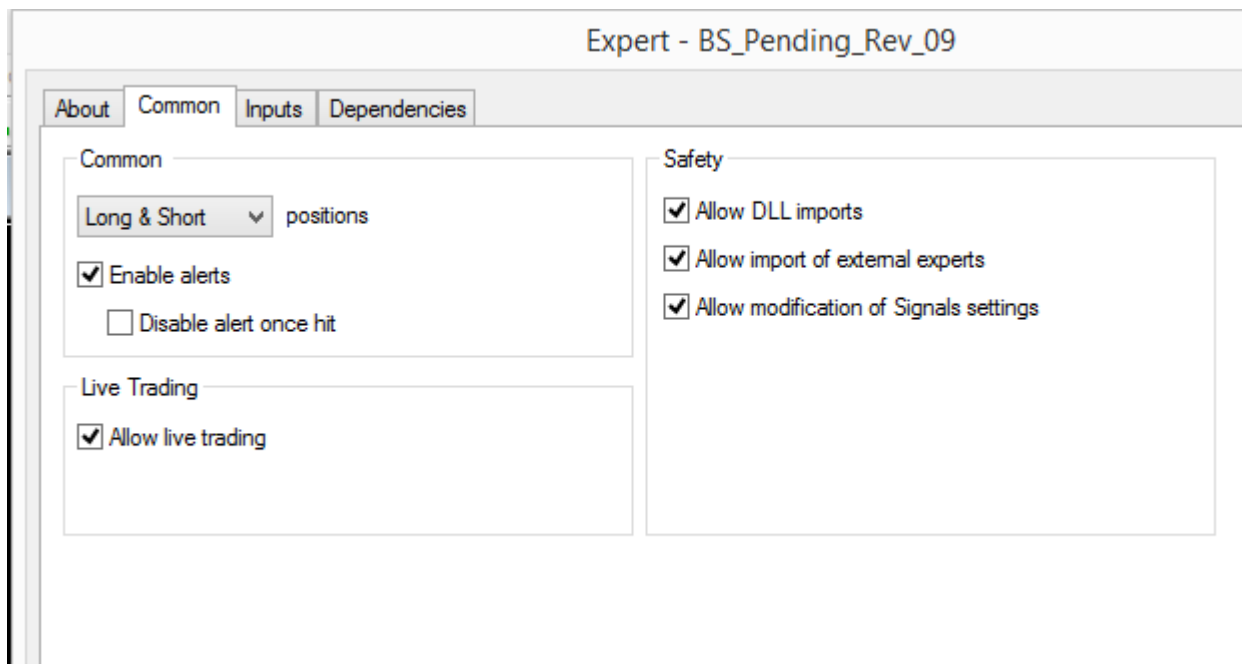
Name	Date modified	Type
 Experts	10/1/2019 05:38	File folder
 Files	12/27/2018 03:37	File folder
 Images	12/27/2018 03:37	File folder
 Include	12/27/2018 03:37	File folder
 Indicators	9/17/2019 05:01	File folder
 Libraries	9/17/2019 05:01	File folder
 Logs	9/17/2019 05:00	File folder
 Presets	12/27/2018 03:37	File folder
 Projects	12/27/2018 03:37	File folder

Terminal ▶ 3F65D15492570DE6FB9BE963CB0C7BDD ▶ MQL4 ▶ Experts ▼ ↺

Name	Date modified	Type
 BS_Pending_Rev_09.ex4	3/7/2019 18:44	EX4 File
 ES_EM_AA_27.ex4	1/31/2019 06:13	EX4 File
 ES_EM_AA_27	1/31/2019 06:13	MQL4 Sourc
 London_Breakout_Rev_01.ex4	12/26/2018 05:49	EX4 File
 London_Breakout_Rev_01	12/26/2018 05:49	MQL4 Sourc

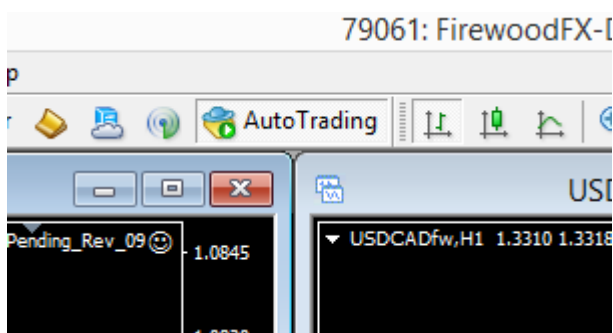
6. After MT4 has been restart,
Click "Files" then click "Profiles", then choose profile "Grid_3000_300",
Then chart profile must be like below screen shoot.
Then each chart, open "Common" EA parameter must be set like below screen shoot,
Then open EA parameter "Input" and change "Account _Number" Parameter to your account
number then click "OK" to end setting, must be all chart set account number parameter,
After all above is done, click button "Auto Trade" (Auto trade button will become green in color),
Then you will see EA will open pending order position on all chart.
And DONE, wait for 10% profit each EA doing closing all at targeted equity.





The screenshot shows the 'Expert - BS_Pending_Rev_09' settings window with the 'Inputs' tab selected. The window has four tabs: 'About', 'Common', 'Inputs', and 'Dependencies'. The 'Inputs' tab contains a table with two columns: 'Variable' and 'Value'. The table lists several variables and their corresponding values.

Variable	Value
ab Acc_Number	
123 Account_Number	77152374
ab Set_001	
1/2 Lot_Size_Pos	0.2
123 Max_Order_	17
123 EA_Magic_Number	253377
Add_Position	true
Buy_Stop_	true



INFORMATION :

Contact me at Whatsapp number +6285315809947

Contact me via telegram number +6285315809947

Contact me via Skype akhmad.fx

EA detail parameter description can be found here :

https://www.mql5.com/en/market/product/42081#!tab=tab_p_overview

User knowledge and experience can be found here :

<https://t.me/SuperGrid9thGen>